



Инструкция по активации кода доступа к интернет-ресурсу для студента.

Активировать код на сайте www.macmillaneducationeverywhere.com



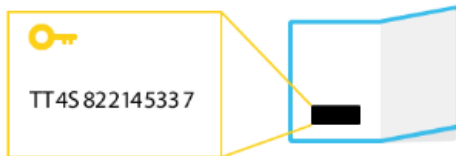
Language

English



Register

Register now and enter your access code to get started. Registration is only for parents, teachers and adult students. If you are under 16 please ask your parent/guardian/teacher to register you.



Register

Log in

Log in to your Macmillan account.

Username

 Please enter your username

Password

 Please enter your password

[Forgot Username?](#)

[Forgot Password?](#)

Log in

Нажмите на кнопку
«Зарегистрироваться»



Language

English



[Home](#) > [Register](#)

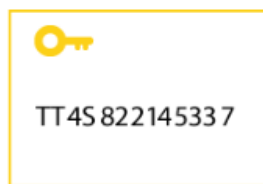
Enter your access code



The code is a mix of up to 21 letters and numbers,
found on the inside cover of your book.

Впечатайте код из
вашего учебного
пособия


Check code 



or




This code is valid for the following :

 In Company 3.0 Starter Student book Premium pack: undefined

Система
подтверждает
валидность
введенного вами
кода

Let's activate your code

 First time user

Create account

Создайте свой аккаунт,
если вы на сайте
впервые

 Returning user

Login

Или введите свой логин
и пароль, если
регистровались на
данном сайте ранее

Create account

Step 1 of 2

First name

Last name

I live in

Email

NEXT

Для регистрации на сайте заполните все поля и нажмите на кнопку «Далее»



Create account

← Step 1

Step 2 of 2

Choose a username


Your password

Confirm password

I agree to the [terms and conditions](#).

Create account

Заполните все поля,
поставьте отметку
согласия с условиями
работы и нажмите на
кнопку «Создать аккаунт»



Create account

Account created successfully!

You have been sent confirmation details via email.



Let's get started

Ваш аккаунт создан.
Можно начинать работу.



Language

English



Welcome [redacted]

[Your profile](#)

[Log out](#)



[Activate code](#)

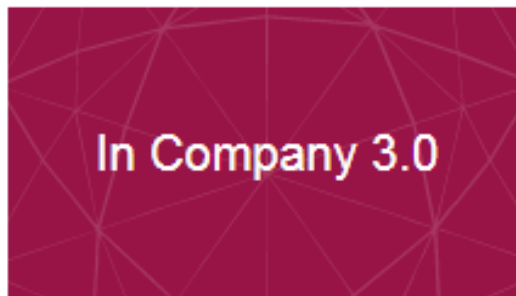


[Help](#)



Your content

Нажмите на ссылку,
чтобы открыть ресурс



In Company 3.0



Add new content

Activate a code to add more content.



Need help?

Read our collection of FAQs or get in touch with our Customer Service team to find an answer to your question.

In Company 3.0

[Home](#) > In Company 3.0




Your content

Starter




Starter Student's Resource Centre

 View



Starter Online Workbook

 View



Нажмите на ссылки,
чтобы начать работу с
ресурсами

Online Workbook – полная электронная версия печатной рабочей тетради с возможностью создания виртуального класса для мониторинга работы студентов

The screenshot displays the 'In Company 3.0 Starter' course interface. At the top, there is a navigation bar with 'Home / Course contents', a 'Refresh' button, a 'Start course' button, and progress indicators for 'Course score' and 'Course progress'. Below this, a 'Course resources' button is visible. The main content area features a grid of seven unit cards, each with a unit number (01-07), a 'Score' field, a title, and a 'View unit' button. The titles of the units are: 'Sara, this is Ed', 'I start work at 8 am', 'Where do you work?', 'Can I help you?', 'I'm here to see Jo', 'Let's make a start', and 'Business on t...'. A 'Back to Unit' button is located above the unit cards, and a 'Go to another section' button with left and right arrows is to the right. An inset window shows a specific unit page titled 'VOCABULARY 2: Numbers'. The page contains the instruction 'Put the numbers into the correct order.' and a list of seven words in rounded rectangular boxes: 'fifty-six', 'fifteen', 'four', 'eighty-seven', 'thirteen', 'twenty-three', and 'seventy-eight'. To the right of the list is a background image of a stock market ticker with various numbers and letters in green and red. At the bottom of the inset window, there is a navigation bar with a 'Submit answer' button and a 'Show correct answers' button, and a progress indicator showing '1' out of 3 questions.

In Company 3.0

[Home](#) > [In Company 3.0](#) > [Starter](#) > Starter Student's Resource Centre



Starter Student's Resource Centre



Audio

[View](#)



Video

[View](#)



Student's Book answer key

[View](#)



Phrase banks

[View](#)



Glossary

[View](#)



Word lists

[View](#)



Желаем приятной работы!