

[www.macmillaneducationeverywhere.com](http://www.macmillaneducationeverywhere.com)



Зайдите в  
ваш аккаунт,  
введя логин  
и пароль

**Welcome!**

Activate your book code and  
access your digital resources.

[Register](#)

[Log in](#)

[Help](#)



< Back

## Gateway to the World



### Macmillan Education Everywhere App



[View in browser](#)

[View in app](#)

[Download the app](#)

[View](#)


the app on this device, please open it to view the Macmillan Education Everywhere App


Скачайте приложение для обновления ваших данных


[Download](#)





# Welcome

 My library


 Class setup

 School work >

 Notifications

 Settings >



 Help 


 Log out



Gateway to the World  
B2

После обновления  
откроется приложение  
с новым интерфейсом

 Can't see a course you've activated? Please visit our [Help centre](#)  for more information

[Add new course](#) 



# Welcome

- My library
- Class setup**
- School work >
- Notifications
- Settings >
- Help ↗
- Log out



Gateway to the World  
B2

Для создания аккаунта учебного заведения или присоединения к существующему аккаунту учебного заведения, нажмите на **Class setup**.

Can't see a course you've activated? Please visit our [Help centre](#) for more information

[Add new course](#)



# Welcome


Нажмите на значок  
в появившемся  
диалоговом окне

## Welcome!



### Create or join your school or institution

If you have received a joining code from your administrator, use it to join your school. Alternatively, you can set up a new institution if you need to.



Skip



Can't see a course you've activated? Please visit our [Help centre](#) for more information





## Class setup

< My library

Institution

### Institution

Если вы создаете аккаунт учебного заведения, выберите **Create an institution**



#### Get started by creating or joining your institution.

Create or join an institution to set up classes and manage access to products. You will be able to check whether your institution has already been created after entering the institution details.

 + [Enter a joining code](#)

## Create new institution

Exit

The following information must be provided in order for us to set up your institution.

All fields are marked with (\*) are required.

Institution name \*

Address line 1 \*

Address line 2

City \*

State/Province/Region

Заполните все поля  
и нажмите **Done**

Done

Если аккаунт вашего учебного заведения уже был создан администратором вашего учреждения, например, методистом или завучем, то введите код присоединения. Для этого нажмите **Enter a joining code**



**Get started by creating or joining your institution.**

Create or join an institution to set up classes and manage access to products. You will be able to check whether your institution has already been created after entering the institution details.

+ Create an institution

+ [Enter a joining code](#)



Macmillan Education Everywhere x Institutions | Join existing institu x +

admin.macmillaneducation.com/institutions/join

ru Входящие2 LEAP mee Яндекс.Диск

## Join institution

Exit

To join an institution, first obtain a joining code from your institution's administrator. You can find their contact details by starting the 'Create an institution' process and entering your institution's name and address. Matching institutions and the administrator's contact details will then displayed on the screen.

Please enter your 8-letter joining code below \*

Check

Введите код присоединения к образовательному учреждению и нажмите **Check**

- < My library
- Institution**
- Classes
- Users
- Products

### Institution

**School** More actions

Institution ID: HMVRQPWK | Created: 7 May 2024

Address	Mira prospect, Moscow, Russia, 115470, Russia	0	1
Time zone	Europe/London	<a href="#">Classes</a>	<a href="#">Users</a>
Contact details	Victoria Gubanova ( <a href="mailto:victoria.gubanova@mail.ru">victoria.gubanova@mail.ru</a> )		
Joining code	JBDNSRXY <a href="#">Copy</a>		
Website	None		

В поле **Institution** отобразится аккаунт учебного заведения, который вы создали или к которому присоединились с помощью кода.

- < My library
- Institution
- Classes
- Users
- Products

### Institution

**School** More actions  
Institution ID: HMVRQPWK | Created: 7 May 2024

Address	Mira prospect, Moscow, Russia, 115470, Russia	0	1
Time zone	Europe/London	<a href="#">Classes</a>	<a href="#">Users</a>
Contact details	Victoria Gubanova ( <a href="mailto:victoria.gubanova@mail.ru">victoria.gubanova@mail.ru</a> )		
Joining code	JBDNSRXY <a href="#">Copy</a>		
Website	None		

Скопируйте код и отправьте его  
вашим ученикам



School work

# Homework

- My library
- Class setup
- School work >
- Notifications
- Settings >
- Help
- Log out

- Assessment >
- Homework >
- Progress
- Grading
- Calendar

Dashboard

My activities

Add homework

После того, как ваши ученики присоединятся к institution с помощью отправленного вами кода, вы сможете использовать все новые функции платформы для назначения и контроля домашней работы и тестирования

Add homework