

# 4

# Fantastic feelings




## Vocabulary

1  4.1-4.2 Listen and say. Then listen and number.



happy



sad



hot



cold



hungry




thirsty



tired



angry  1

2  Look at the picture. Find and say the letters and the feelings.



He's tired.

3  4.3 Sing and act out. **Be a star!** 

## This feeling

I'm happy, clap, clap!

I'm sad, boo, hoo!

Happy and sad.

Happy and sad.

*This feeling is so strong.*

*This feeling is my song.*

I'm hot, phew, phew!

I'm cold, brrr, brrr!

Hot and cold.

Hot and cold.

I'm hungry, yum, yum!

I'm thirsty, glug, glug!

Hungry and thirsty.

Hungry and thirsty.

I'm angry, grrr, grrr!

I'm tired, yawn, yawn!

Angry and tired.

Angry and tired.

1 4.4 Listen and read. Who is cold?

**1**

**2**

**3**

**4**

2 4.4 Listen again. Tick (✓) the correct sentences.



1 I'm hungry.   
I'm not hungry.



2 They're hot.   
They aren't hot.



3 She isn't cold.   
She's cold.



4 We aren't sad.   
We're sad.

3 Work in groups. Act out the story. **Be a star!**

# Lesson 3 / Grammar focus

Graphic

Grammar

1 4.5 Look and read.

I'm hungry .

She's happy .

They're sad .

I'm not hungry .

She isn't happy .

They aren't sad .

isn't = is not

aren't = are not

They're = They are

to be (+ and -)

2 4.6 Look and circle. Listen and check.

1 They're / They aren't happy.

2 She's / She isn't sad.

3 He's / He isn't cold.


4 They're / They aren't hungry.

5 She's / She isn't thirsty.

3 Work in pairs.

Play a miming game. **Be a star!**

- Go to page 151 and cut out the cards.
- Choose a card and act out or mime.





# Taking care of animals



Hi, I'm Jenny, and I'm a vet. I take care of animals. Look.



1

This grey hamster is soft and cute. He isn't scared. He's happy.



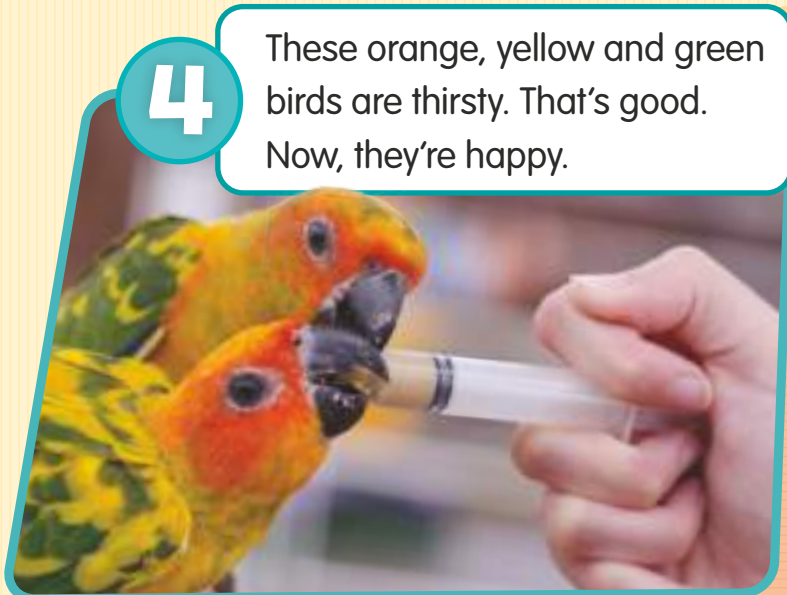
2

Oh no! This brown and black cat isn't happy. She's angry and scared. Poor cat!



3

This brown rabbit isn't sad. He's hot and tired. Time for bed, rabbit!




4

These orange, yellow and green birds are thirsty. That's good. Now, they're happy.

## Vocabulary



brown



grey



hamster



rabbit



scared

### 1 Can you match the words to the photos in the story?

angry  2    tired     thirsty     happy

### 2 4.7 Read and check.

### 3 Match the animals to the colours.

1 cat

2 birds

3 rabbit

4 hamster

grey

brown and black

orange, yellow and green

brown

### 4 Who is it? Read and say.

1 He isn't angry. He isn't thirsty. He isn't brown.

hamster

2 She isn't thirsty. She isn't tired. She isn't hot.

3 They aren't scared. They aren't tired. They aren't angry.

4 He isn't scared. He isn't thirsty. He isn't happy.

### 5 What's your favourite animal? Draw and write.

**Be a star!**

My favourite animal is a

\_\_\_\_\_.

It's \_\_\_\_\_.



How can we look after our pets?

# Lesson 5 / Sounds and letters


1  4.8 Listen and say. Complete.



hot



dog



log

2  4.9 Listen and say the chant.

The hot dog jogs to the log.


A frog is on the log.

*Splish! Splash! Splosh!*

Now the dog is on the log

And the frog is in the bog!



3  4.10 **Circle** the words with **o**. Listen, check and say. **Be a star!** 

1 cat **frog** bed

4 fig red jog

2 log pen mat

5 hot kid hat

3 fat dog ten

6 cat bog big

## Learning about language

Add **s** to most words to make them plural:

ball - balls rabbit - rabbits hamster - hamsters flower - flowers

Can you make these words plural?

cat\_\_\_ apple\_\_\_ frog\_\_\_ pencil\_\_\_



# Lesson 6 / Language in use

1 4.11 Listen and say.



Are you **hungry**?

Are you **thirsty**?

Are you **hot**?

Are you **tired**?




No, I'm not.

Yes, I am.

Yes, I am.


No, I'm not.  
I'm **happy**!

2 Work in pairs. Choose a feeling. Ask and answer.



Are you sad?

No, I'm not.



3 Now it's your turn. Tick (✓) how you are feeling. Then ask and answer in pairs. **Be a star!**

How are you today? Are you ... ?

happy

sad

hungry

thirsty

tired

hot


cold

angry



# Lesson 7 / Listening and speaking

1  What are you scared of? Make a list.

2  4.12 What are Jade and Luke scared of? Listen and tick (✓) or cross (×).



1 Jade  Luke



2 Jade  Luke



3 Jade  Luke



4 Jade  Luke


3  4.13  Work in pairs. Listen and repeat. Then choose and act out. **Be a star!** 



 What's wrong?

 I'm **scared**.

 Why?

 Look! It's a **big spider!**

 Don't worry. It's OK.

# Lesson 8 Writing

## 1 Read and point.

Use a **question mark** at the end of a **question**: Are you ready?

Use a **full stop** at the end of a **sentence**: Yes, I am.

## 2 Read and complete. Use question marks and full stops. **Be a star!**

1




Are you ready ?

I am

No, I'm not. I'm

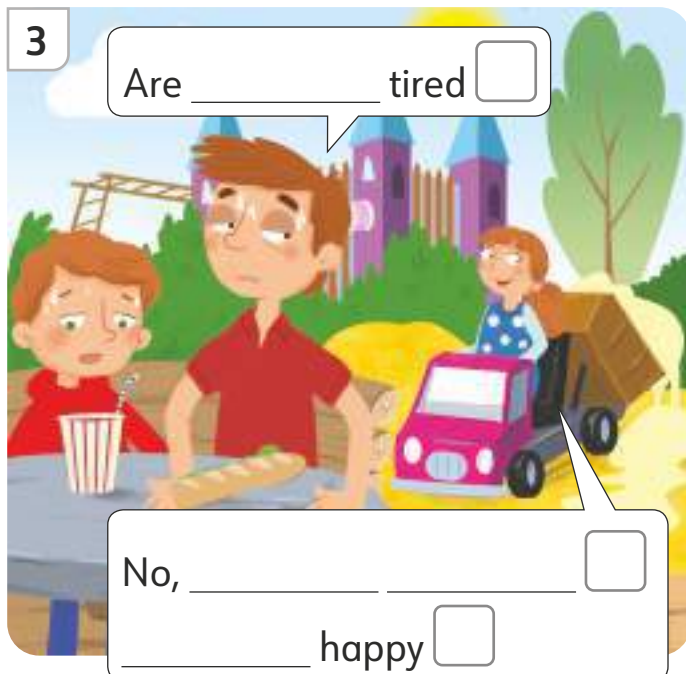
2



Are you hot

I'm hot. I'm hungry

3



Are you tired

No, I'm not. I'm happy

4



Help!


It's OK! It's only you!

# Review 2

1  4.14 Look and match. Then listen and check.

mum dad baby brother grandpa sister grandma



2  Work in pairs. Look at the picture in Activity 1. Describe and say the family members.

She's hot.  
Mum.

3 Find the things in the picture in Activity 1. Write.

1  \_\_\_\_\_ This is his \_\_\_\_\_ hat.

2  \_\_\_\_\_ hat.

3  \_\_\_\_\_ book.

4  \_\_\_\_\_ book.

5  \_\_\_\_\_ bag.

This is      That's  
his              her

Listening

1   4.15 Read the question. Listen and write a name or a number. There is one example.

Who is the friend? Hugo

1 How old is Hugo? \_\_\_\_\_

2 What is his family name? \_\_\_\_\_

3 Who is the girl in the picture? \_\_\_\_\_

4 How old is she? \_\_\_\_\_

5 What is the name of the cat? \_\_\_\_\_



2  Look and read. Put a tick (✓) or a cross (×) in the box. There are two examples.

Reading and Writing

Example




This is paint.



This is a pencil.

Questions



1 This is a bird.



2 This is a baby.



3 This is a candle.



4 This is a hamster.