

Macmillan Science

Workbook

3




 **MACMILLAN**
EDUCATION



Sample marketing text © Macmillan Publishers LTD

David and Penny Glover


MACMILLAN

Scope and sequence

Topic	Page	Objectives
Topic 1 Plant parts: roots and stems 	4	State the functions of a plant's roots State the functions of a plant's stem
Topic 2 Plant parts: branches and leaves	8	Explain how leaves help plants make food Describe how branches support leaves
Topic 3 Looking at flowers	12	Compare different flowers Explain that the flowers of some plants become fruits that contain seeds Collect and draw specimens
Topic 4 Germination and growth	16	Describe the stages of germination Observe and record the germination and growth of a bean Describe the conditions needed for germination
Topic 5 How animals respond to heat and cold 	20	Describe some different ways in which animals respond to heat and cold Describe how animals may use the heat of the sun to warm their bodies or seek shade to avoid overheating Show the cooling effect of water as it evaporates and the insulating properties of fur
Topic 6 How animals are born and grow	24	Classify animals as oviparous (egg-layers) or viviparous (live-bearers) Discuss the connection between the number of eggs or litter size and the degree of care from the parents
Topic 7 How my body grows 	28	Describe the different stages of human growth and development Identify how the children in your class have changed and grown
Topic 8 Different kinds of food	32	Explain why we need food Group foods according to type Explain some of the effects that different food types have on the body
Topic 9 A balanced diet	36	Explain that a good diet has a mixture of different foods Plan a healthy meal Identify foods that should be avoided in excess
Topic 10 Keeping food clean and safe	40	Explain that germs cause disease Identify routes through which food becomes contaminated Know that proper hygiene, cooking and preserving keeps food safe

Topic	Page	Objectives
Topic 11 What is matter 	44	Explain that the things around us are made from matter Explain that matter has mass and takes up space Use a balance to compare masses Show that the mass of material remains unchanged when it is together or in parts
Topic 12 Investigating materials	48	Describe the different properties of materials Identify different materials and the purposes for which they are used Relate the properties of materials to their uses
Topic 13 States of matter	52	Classify matter as solid, liquid or gas Compare the properties of the different states of matter
Topic 14 Changing state	56	Observe and give examples of freezing, condensing, evaporating, melting, boiling Discuss how the mass and volume of water change when it changes state Describe the water cycle
Topic 15 Light and colour	60	Classify light sources as natural or artificial Investigate the properties of light from different sources Demonstrate that light travels in straight lines Make a spectrum (rainbow) from white light Make invisible ink
Topic 16 The sun, the Earth and the moon 	64	Describe the motion of the earth around the sun Explain why we have day and night Identify and compare the sun, the Earth and the moon
Topic 17 The changing moon	68	Describe the motion of the moon around the Earth Explain why the shape of the moon appears to change (the phases of the moon) Describe the relationship between the phases of the moon and the months of the year
Topic 18 The planets	72	Name the eight planets of the Solar System Describe the main features of each planet

Topic 1 Plant parts: roots and stems

1 Draw lines to match the labelled parts of the plant to the job they do.

supports branches and leaves

take water from the soil

carries water to leaves and flowers

anchor the plant

stem

roots


MACMILLAN EDUCATION

Sample marketing text © Macmillan Publishers LTD

2 True ✓ or false ✗?

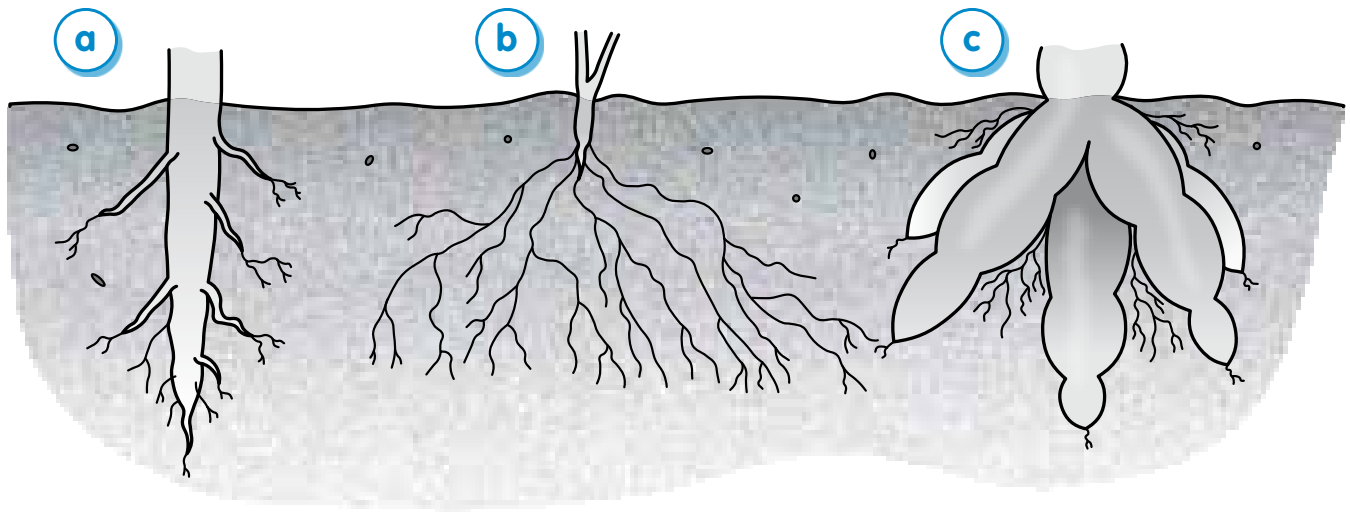
- a Leaves anchor a plant in the soil.
- b The stem supports branches and leaves.
- c Roots take blood from the soil.
- d The stem carries water to leaves and flowers.

3 Draw what will happen to the flowers if they are put in coloured water. Add some arrows to show how water moves through the stems.



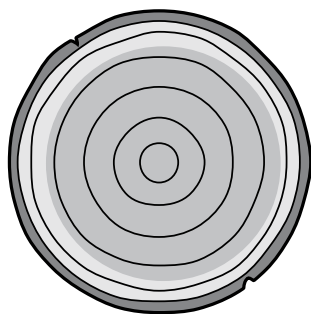
4 Rearrange the letters to find three types of root.

u s b f i r o s r a t o g e p t a
 ----- roots ----- roots ----- roots

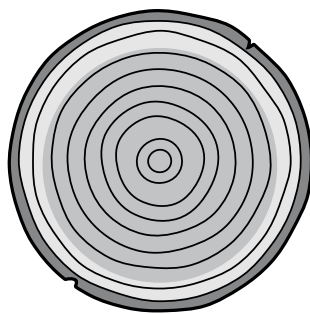


Draw lines to match each root type to the right picture.

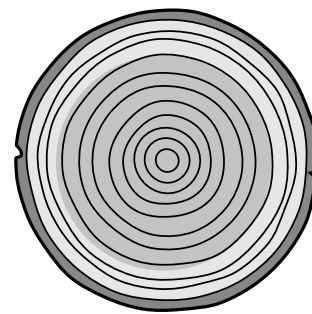
5 How old are these trees?



_____ years



_____ years



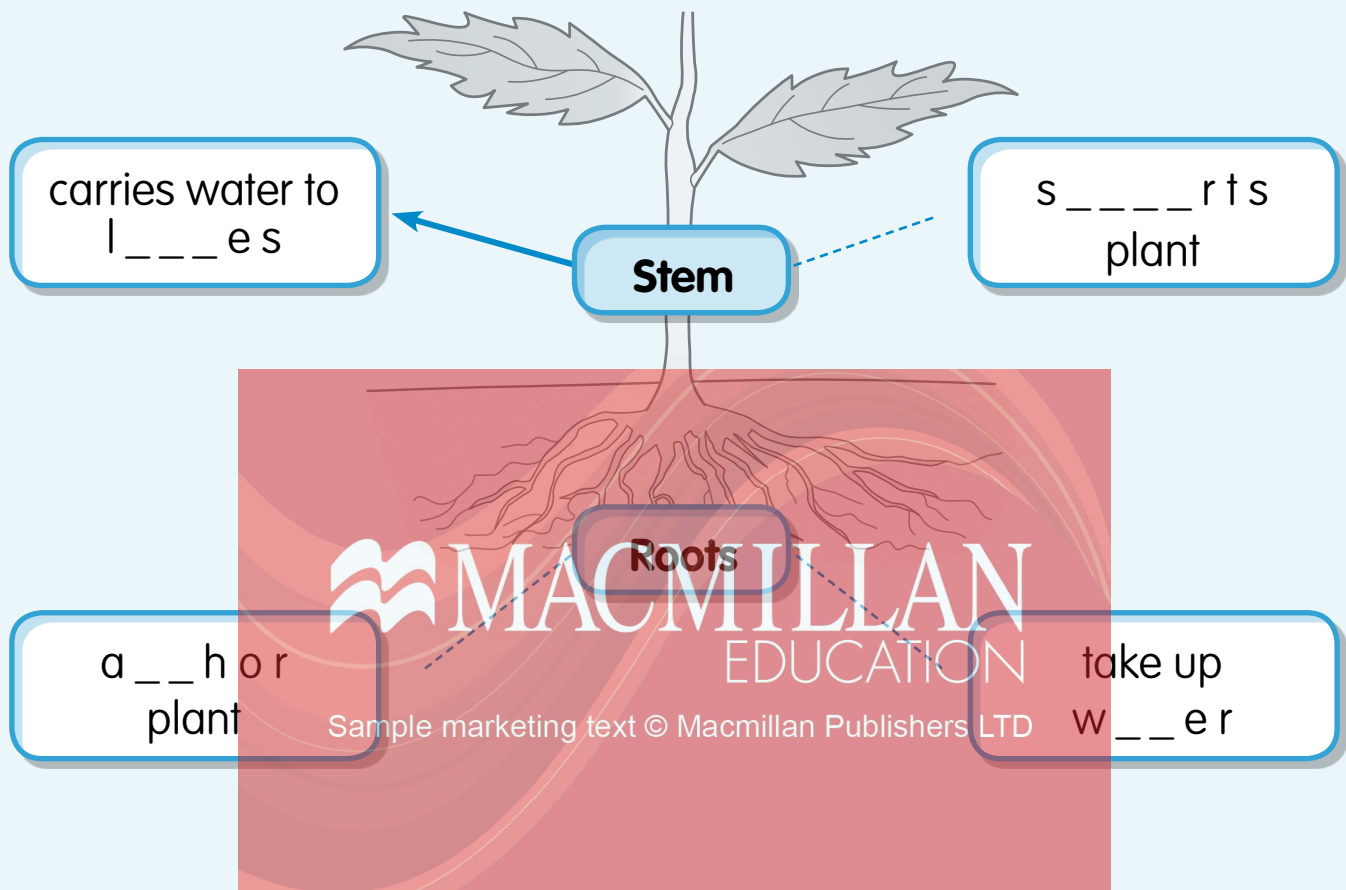
_____ years

6 Choose the correct word from the brackets to complete each sentence.

- a** A plant's roots anchor it in the _____. *flower / soil / branch*
- b** The stem grows up from the _____. *flower / leaf / ground*
- c** Water travels through leaves inside _____. *veins / air / flowers*
- d** A plant's stem supports the branches and _____.
water / leaves / soil



- 7** A plant's stem and roots have different jobs to do.
Complete the words in the boxes.
Finish the arrows to complete the chart.



8 Which plant part am I?

I anchor the plant in the wind.

I take water from the soil.

You eat me as a carrot or a yam.

I am a plant's _____.

I support the plant's branches and leaves.

I carry water from the roots to the leaves and flowers.

You eat me as celery or asparagus.

I am a plant's _____.