


1

My funny friends




1  1.7-1.8 Listen and say. Then listen and number.



boy



girl



friend 1



teacher



big



small




tall



funny

2  Look at the picture. Find the colour and say the word.

orange – big



3  1.9 Sing and act out. **Be a star!** 

Move like a robot *b* 

Big robot, small robot.

A girl and a boy.

Listen, point

And move like a robot.

Move like a robot.

Rah! Rah! Robots!

Tall robot, funny robot.

My teacher and my friend.

Look, listen

And move like a robot.

Move like a robot.

Rah! Rah! Robots!

1 1.10 Listen and read. Who is funny?

1 Look, Anna! **He's** tall.
He's a robot.

2 Hello. **I'm** Anna.
Hi, I'm Alex.
I'm Tom.

3 This is Sara.
She's six.
She's my friend.
Hello, Sara.

4 Hello, hello. I'm Bot.
I'm a robot. I'm small!
Ha, ha! He's funny!

2 1.10 Listen again. Look and circle.



1 He's tall / small.



2 I'm Tom / Anna.



3 She's six / seven.



4 I'm tall / small.

3 Work in groups. Act out the story.

Be a star!

1  1.11  Look and read.

Graphic

Grammar

to be (I / he / she)



I'm Beth .

I'm → I am



He's tall .

He's → He is




She's six .

She's → She is

2 Read and match.

- 1 He's funny.
- 2 I'm six.
- 3 He's tall.
- 4 She's my friend.
- 5 He's small.







3   Draw. Talk about you and your friend. **Be a star!** 



I'm Luke. I'm seven. I'm tall.
He's my friend. He's small.


1 Find, count and write.

			
<u>3</u>	—	—	—

2  1.12 Look again and guess the country. Read and check.

← → ↻
About Make friends Messages


Hello!




Katia

Hi, I'm Katia.
I'm from Russia.
This is Olga. She's my friend.
She's small.

1






Adel

Hello, I'm Adel.
I'm from Egypt.
This is my ball.
It's big.

2





Mateo

3



Hi, I'm Mateo.
I'm from Mexico.
This is my friend.
He's tall.




Pam

4



Hi, I'm Pam.
I'm from Great Britain.
Look at my umbrella.
It's funny.



Great Britain



Egypt



Mexico




Russia

3 Match the children to the countries. Be a star! ★

- | | |
|---------|---------------|
| 1 Pam | Russia |
| 2 Mateo | Great Britain |
| 3 Katia | Egypt |
| 4 Adel | Mexico |

4 Choose the picture that is like your country.

1  1.13 Listen and say. Complete.hatf_t c_tm_t2  1.14 Listen and say the chant.The **fat** **cat** is on the **mat**.The funny **hat** is on the **cat**.3  1.15 **Circle** the words with **a**. Listen, check and say. **Be a star!** 1 cat

2 mat

3 frog

4 fat

5 hat

6 jug

7 van

8 sun

 **Learning about language**A **capital letter** is a big letter. A, B, C and D are capital letters.

Can you match the capital letters to the small letters?

A B D E F G H M N P Q R T

g e h b a p r d t n q m f

Lesson 6 Language in use

1 1.16 Listen and say.



Hello! I'm a **purple** star.



Hi, I'm Sasha.
What's your name?

My name is **Sam**.

How old are you?

I'm **seven**.

Welcome to the **purple** stars!

2 Work in pairs. Ask and answer.

Student A

Student B

Student A Hello! I'm a **blue** star.

Student B Hi, I'm Sasha. What's your name?

Student A My name is **Robin**.

3 Now it's your turn. Join a team. **Be a star!**



Lesson 7 Listening and speaking

1 Look and find the words.

girl tall small finger puppet teacher



2 1.17 Listen and number the pictures in order.



3 1.18 Listen and repeat. Then act out with your friends. **Be a star!**

- Hello! How are you?
- Fine, thanks.
- Goodbye.
- Bye!



Values

Is it important to say 'hello' and 'goodbye'? Is it important to answer?

1 Read and point.

Use a **capital letter** at the start of a sentence: **I**'m six.

Use a **capital letter** for names: He's **T**om.

2 Look and write the capital letters.

My star card

I 'm T ony. 'm six.

'm a blue star.

This is my teacher. 'e's nice.



3 Look and complete. **Be a star!** ★

teacher I'm purple Katy She's I'm

My star card

I'm Katy .

'm eight.

'm a purple star.

This is my teacher .

'm tall.

