










Lesson 1 / Vocabulary

1  4.1 Listen and draw lines.

2 Look at the pictures and complete.

happy cold angry ~~hot~~ sad hungry

- 1 Dad is hot.
- 2 Mum is _____.
- 3 Grandma is _____.
- 4 Grandpa is _____.
- 5 Baby is _____.
- 6 My brother is _____.



Lesson 2 / Grammar time

1 Read and match.

1 I'm hungry.

2 They're hot.

3 She isn't happy.
She's cold.

4 We aren't sad.
We're tired.



2 Look, read and circle.



1 **I'm** / I'm not thirsty.



2 He's / He isn't angry.



3 We're / We aren't hot.



4 They're / They aren't tired.

Lesson 3 Grammar focus

1 4.2 Listen and number.

a


b

c

d

e

f



2 Read and complete.

'm not ~~'re~~ aren't 'm isn't

- 1 They aren't angry. They 're tired.
- 2 No thanks, Mum. I _____ thirsty.
- 3 The boy is sad. He _____ happy.
- 4 Dad and Grandpa are cold, too. They _____ hot!
- 5 Mmm, look at the cakes! I _____ hungry.

3 Look and read. Write *yes* or *no*. There is one example.



The boy isn't cold.

no

1 The birds are happy.

2 The girl is hungry.


3 The cats aren't thirsty.

4 The baby is tired.

Lesson 4 / Reading

1 Remember your Pupil's Book pages 48–49.
Read and match.

- 1 The cat isn't happy. She's angry.
- 2 These birds aren't hungry. They're thirsty.
- 3 This hamster isn't scared. He's happy.
- 4 This rabbit is hot and tired.



2 Look and complete.



Colour: grey
and _____
Feeling: _____



Colour: white
and _____
Feeling: _____

3 Write about the cats in Activity 2.

- 1 This cat is grey and _____.
It isn't _____. It's _____.
- 2 This cat is _____ and _____.
It isn't _____. It's _____.

Lesson 5 / Sounds and letters

1  4.3 Listen again and **circle** the **o** sounds.

The h**o**t dog jogs to the log.

A frog is on the log.


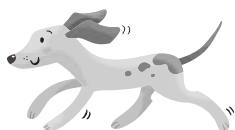
Splish! Splash! Splosh!

Now the dog is on the log

And the frog is in the bog!



2 Look and write. **Circle** the **o** sounds.



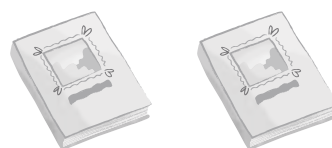
1 l **o** g

2 _____

3 _____

4 _____

3  Count and complete.



2 book s



ruler _____



pen _____




pencil _____

Lesson 6 / Language in use

1 4.4 Listen and draw lines.

1 Sarah

a



2 Leo

b



3 Safet

c




4 Amelia

d











5 Jon

e



2 Read and complete.

Are you	I'm	I am	I'm not	Are you
 ¹ <u>Are you</u> _____ hungry, Tom?			 Are you cold?	
 Yes, ² _____.			 No, I'm not.	
 Are you thirsty?			⁴ _____ hot.	
 No, ⁴ _____.			 ⁵ _____ happy?	
			 Yes, I am!	

3 Answer for you.

1 Are you happy today? _____

2 Are you hungry? _____

3 Are you tired today? _____

Lesson 7 / Functional language

1 Read and match.

1 What's wrong? Are you scared?

Yes, I am. The cat is angry.

2 Look! It's a big spider.

Don't worry. It's OK.

3 What's wrong?

Look! It's a frog. I'm scared!



2 Look, read and complete.

wrong	scared	tiger
Why	Don't worry	Yes



1 What's ¹ wrong, Alex?

2 I'm ² _____.

3 Why?

4 Look! It's a big lion!

5 ³ _____. It's OK.

1 What's wrong, Tom?

2 Are you scared?

3 ⁴ _____, I am.

4 ⁵ _____?

5 Look! It's a ⁶ _____!

6 Don't worry. It's OK.


3 Do the survey.

1 Look at the dog. Are you scared? _____

2 Look at the worm. Are you scared? _____

3 Look at the cat. Are you scared? _____



1  Look at the pictures. Look at the letters. Write the words. There is one example.




h a p p y
y p h p a




— — — — —
d r s e c a



— — —
t h o



— — — — —
s r i t t h y



— — — — —
r a g y n



— — — — —
u y h g r n

2 Read the clues. Complete the puzzle.

- 1 Look! A spider! I'm scared.
- 2 No, we _____ hot. We're cold.
- 3 _____ you tired? Yes, I am.
- 4 They're not thirsty. _____'re tired.
- 5 Mmm, cake. I'm _____!
- 6 A small green animal is a _____.
- 7 I'm not sad. I'm _____!

1	s	c	2	a	r	e	d
3							
			4	5			
6							
7							

Lesson 8 Writing

1 Read and tick (✓) the questions.

- | | | | |
|-------------------|-------------------------------------|----------------------|--------------------------|
| 1 Are you ready? | <input checked="" type="checkbox"/> | 4 We aren't tired. | <input type="checkbox"/> |
| 2 I'm scared. | <input type="checkbox"/> | 5 Are you hot, Josh? | <input type="checkbox"/> |
| 3 Are you hungry? | <input type="checkbox"/> | 6 Hello, Alex. | <input type="checkbox"/> |

2 Read and write the dialogue. Use question marks, capital letters and full stops.



hello, sara

1 Hello, Sara.

are you hungry

3 _____

are you thirsty

5 _____

hi, tom

2 _____





no, i'm not

4 _____

yes, i am

6 _____

3 Plan your Adventure Land story. Look and tick (✓).

1	2	3	4
			
happy <input type="checkbox"/>	angry <input type="checkbox"/>	cold <input type="checkbox"/>	happy <input type="checkbox"/>
tired <input type="checkbox"/>	hot <input type="checkbox"/>	hungry <input type="checkbox"/>	tired <input type="checkbox"/>
sad <input type="checkbox"/>	scared <input type="checkbox"/>	thirsty <input type="checkbox"/>	scared <input type="checkbox"/>

4 Read and complete with your answers from Activity 3.

Use question marks and full stops.

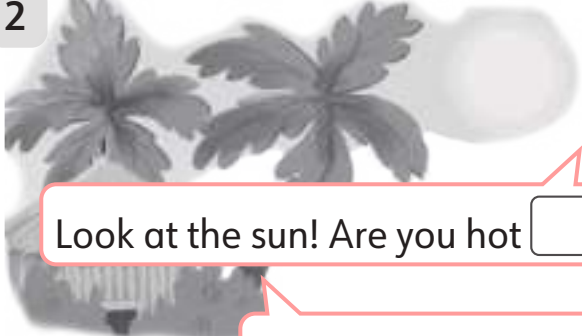
1



Hooray! We're at Adventure Land.


Are you sad

2




Look at the sun! Are you hot

3



Are you _____

4



Are you _____

5 Check your work. Tick (✓).

- question marks
- full stops
- spelling