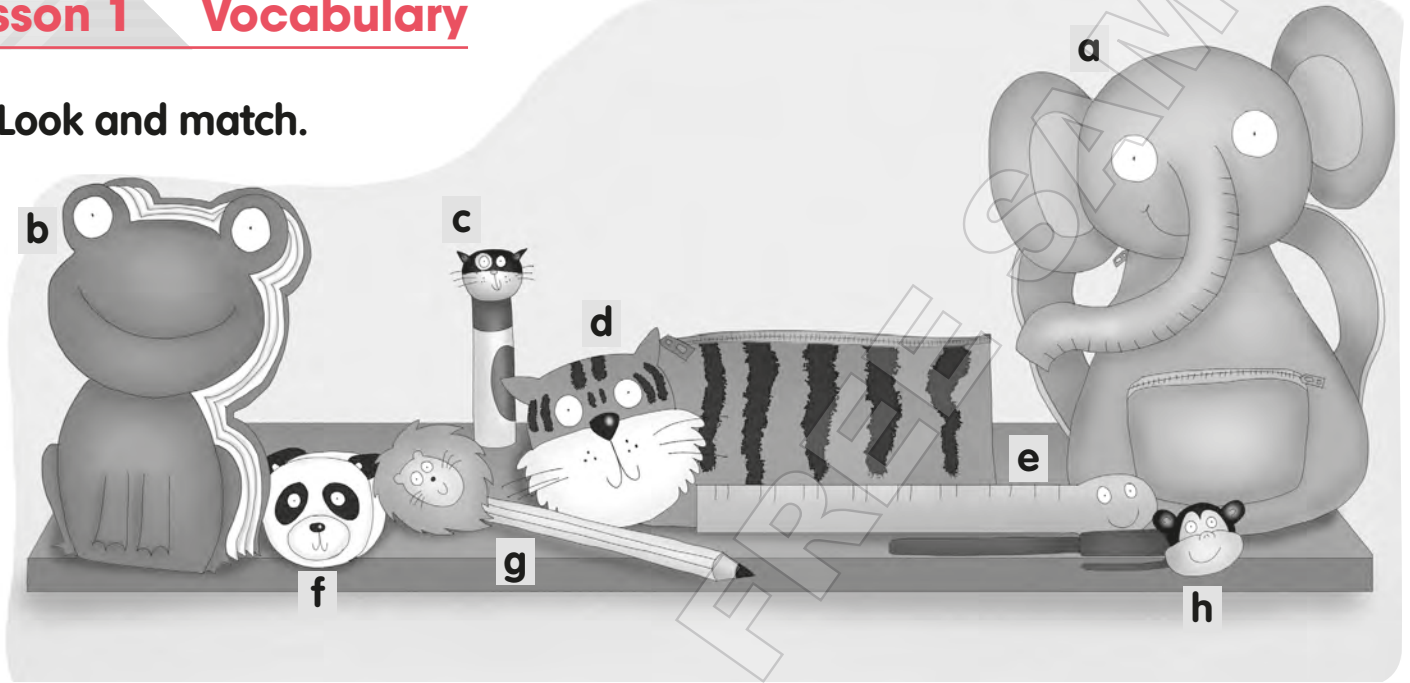


## Lesson 1 Vocabulary

### 1 Look and match.



- 1 bag  a
- 2 pen
- 3 pencil
- 4 book

- 5 rubber
- 6 glue
- 7 pencil case
- 8 ruler


### 2 Look and complete.



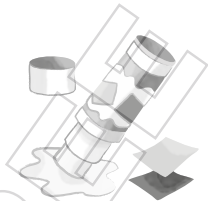
1  b o o k



2 p \_ nc \_ l



3 r \_ bb \_ r



4 gl \_ \_ \_




5 pe \_ \_ il c \_ s \_



6 r \_ l \_ r

# Lesson 2 Grammar time

## 1 Look and circle.



1 What's this? It's a pen / **a pencil**.

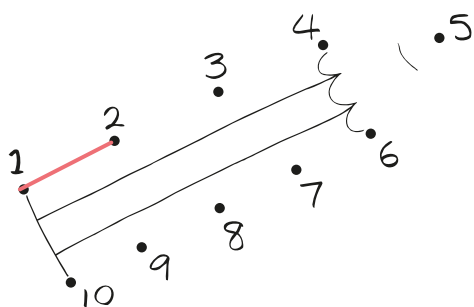
2 What's this? It's a rubber / a book.

3 What's this? It's a pencil case / a ruler.

4 What's this? It's glue / an umbrella.

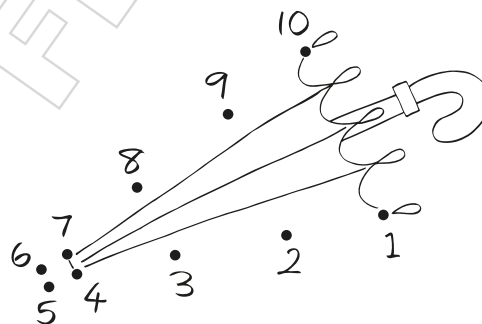
## 2 Join the dots and complete.

1 What's this?



It's a \_\_\_\_\_.

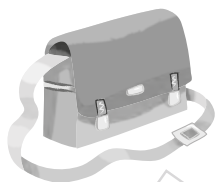
2 What's this?




It's an \_\_\_\_\_.

## 3 Look and read. Put a tick (✓) or a cross (✗) in the box.

There is one example.



It's a pencil case.



1 It's a rubber.



2 It's an apple.



3 It's an umbrella.

## Lesson 3 Grammar focus

### 1 Look and **circle**. Then match.

1 It's **a** / **an** rubber.

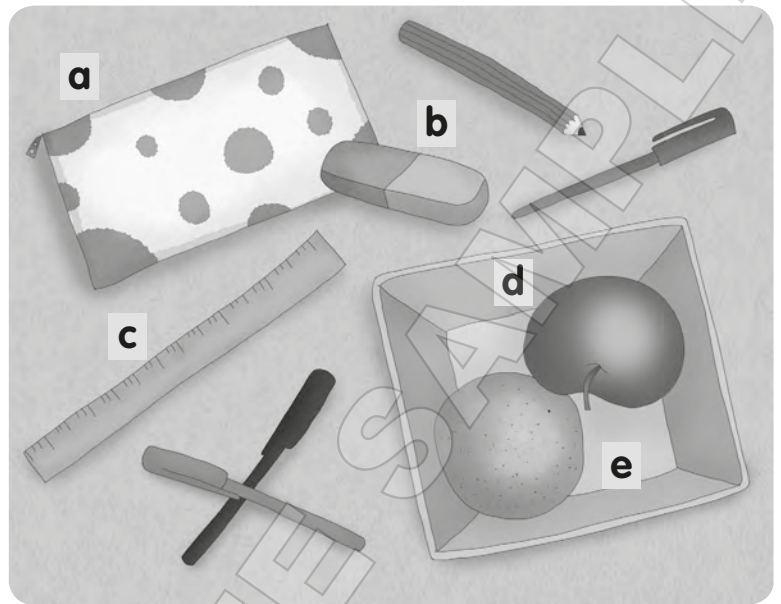
2 It's **a** / **an** ruler.

3 It's **a** / **an** apple.

4 It's **a** / **an** pencil case.

5 It's **a** / **an** orange.

b



### 2 Look and complete.

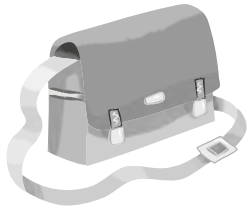


1 What's this?

It's an umbrella.

2 What's this?

\_\_\_\_\_ book.



3 What's this?


\_\_\_\_\_ bag.



4 What's this?

\_\_\_\_\_ pencil case.

### 3 What's this? Look and complete.



1 It's a pencil.



2 It's \_\_\_\_\_.



3 It's \_\_\_\_\_.

## Lesson 4 Reading

### 1 Remember your Pupil's Book pages 24–25. Who says it? Read and match.

- 1 What's this?
- 2 It's an old pencil case.
- 3 My ruler is new.
- 4 It's an old ruler.
- 5 It's my name.
- 6 It's you!





Wen



Grandpa

### 2 Look, read and complete.

old      old      ~~new~~      ~~paint~~      ruler      paintbrush



1 What's this?

It's paint.

It's new.

2 What's this?

It's a \_\_\_\_\_.

It's \_\_\_\_\_.

3 What's this?

It's a \_\_\_\_\_.

It's \_\_\_\_\_.

### 3 Write *old* or *new*.

My school is \_\_\_\_\_.

My rubber is \_\_\_\_\_.

My pencil is \_\_\_\_\_.




## Lesson 5 Sounds and letters

1 Say the chant. **Circle** the short **e** sounds.

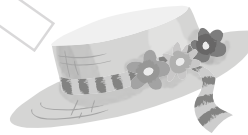
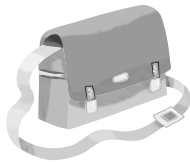
Ten Teds with ten pens

Colour the bed.

Now the bed is red!



2 Look and complete. Tick (✓) the words with **e**.



1 p\_e\_n

2 b\_g

3 h\_t

4 b\_d

3  Draw three word pictures.

book

paint

bag

## Lesson 6 Language in use

### 1 Look and **circle**.

- 1 Is it black? **Yes, it is.** / No, it isn't.
- 2 Is it new? Yes, it is. / No, it isn't.
- 3 Is it old? Yes, it is. / No, it isn't.
- 4 Is it an umbrella? Yes, it is. / No, it isn't.
- 5 Is it a pencil case? Yes, it is. / No, it isn't.



### 2 Read and complete. Colour.

Is it is isn't it



What is it? Guess!



1 Is it blue?



No, it <sup>2</sup> \_\_\_\_\_.



Is <sup>3</sup> \_\_\_\_\_ purple?



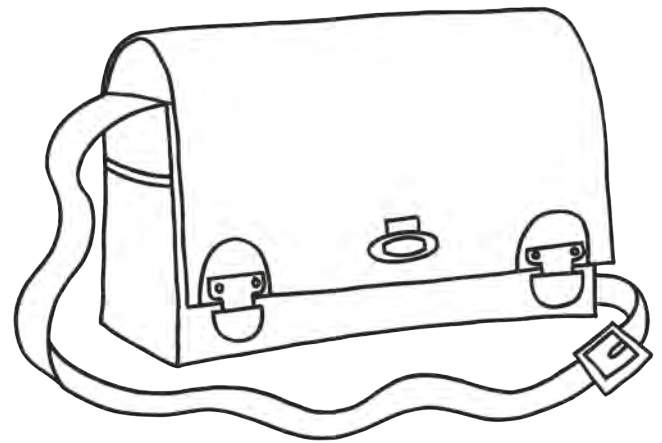
Yes, it <sup>4</sup> \_\_\_\_\_.



Is <sup>5</sup> \_\_\_\_\_ a bag?



Yes, it is.



## Lesson 7 Functional language

### 1 Look and answer *Yes, it is* or *No, it isn't*.



1 Is it a pencil case?

Yes, it is.



2 Is it a robot?

\_\_\_\_\_



3 Is it an umbrella?

\_\_\_\_\_



4 Is it a book?

\_\_\_\_\_

### 2 Read and complete.

book    isn't    ~~present~~    it    is



What's this?



It's a <sup>1</sup> present for you.



What is <sup>2</sup> \_\_\_\_\_?

Is it a pen?



No, it <sup>3</sup> \_\_\_\_\_.



Is it a <sup>4</sup> \_\_\_\_\_?




Yes, it <sup>5</sup> \_\_\_\_\_. Look!



Thank you!

### 3 Draw a present for your friend. Then complete.



 It's a <sup>1</sup> \_\_\_\_\_  
for you.

 <sup>2</sup> \_\_\_\_\_ is it?

 It's a <sup>3</sup> \_\_\_\_\_.

# How am I doing?

1 Find, **circle** and write.

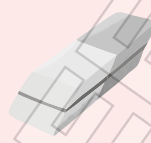
B	F	G	L	U	E	H	Z	B	N
O	P	X	X	R	U	B	B	E	R
O	E	B	A	G	R	U	L	E	R
K	N	L	X	P	E	N	C	I	L
P	E	N	C	I	L	C	A	S	E




1 glue




2 \_\_\_\_\_



3 \_\_\_\_\_



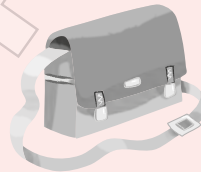
4 \_\_\_\_\_



5 \_\_\_\_\_  
\_\_\_\_\_



6 \_\_\_\_\_



7 \_\_\_\_\_



8 \_\_\_\_\_

2 Look and read. Write **yes** or **no**. There is one example.

The present is a doll. no

1 It's a pencil case. \_\_\_\_\_

2 It's a robot. \_\_\_\_\_

3 It's big. \_\_\_\_\_


4 It's small. \_\_\_\_\_

5 It's black. \_\_\_\_\_




## Lesson 8 Writing

1 Read and **circle** the full stops.




1 It's small. It's red. It's an apple.



2 It's big. It's yellow. It's the sun.

2 Read. Write the full stops.



1 It's small. It's green. It's a frog.

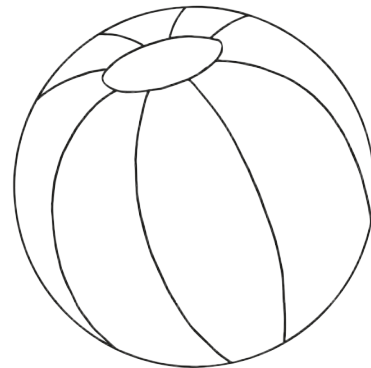


2 It's big. It's black and white.  
It's a panda.

3  Colour and complete. Use full stops.



1 It's paint. It's \_\_\_\_\_  
It's \_\_\_\_\_



2 It's a \_\_\_\_\_ It's \_\_\_\_\_  
It's \_\_\_\_\_



**4**  **Plan your puzzle card. Write.**

big / small                    small

colour:                            black


classroom object:           pen

big / small                    \_\_\_\_\_

colour:                            \_\_\_\_\_

classroom object:           \_\_\_\_\_

**5**  **Draw and complete your puzzle card.**



It's a classroom object.

It's \_\_\_\_\_

\_\_\_\_\_

\_\_\_\_\_ a / an \_\_\_\_\_

**6**  **Check your work. Tick (✓).**

- full stops
- spelling