

# Macmillan Science

Workbook

6

 **MACMILLAN**  
EDUCATION

Sample marketing text © Macmillan Publishers LTD

**David and Penny Glover**

  
**MACMILLAN**

# Contents

|                                    |    |                                 |    |
|------------------------------------|----|---------------------------------|----|
| <b>Unit 1 Living things</b>        | 4  | <b>Unit 3 Our Earth</b>         | 40 |
| Cells                              | 4  | The Earth's history             | 40 |
| 1 Discovering cells                | 4  | 1 The Earth through time        | 40 |
| 2 Comparing plant and animal cells | 6  | 2 The history of life           | 41 |
| 3 Building tissues                 | 7  | <b>Weather and climate</b>      | 42 |
| <b>Human body</b>                  | 9  | 3 Weather conditions            | 42 |
| 4 Organs and organ systems         | 9  | 4 Weather measurements          | 43 |
| 5 The skeleton                     | 10 | 5 Climate                       | 44 |
| 6 Muscle power                     | 12 | 6 The hole in the ozone layer   | 45 |
| 7 Nervous system                   | 13 | <b>End-of-unit test 3</b>       | 46 |
| 8 Circulation                      | 14 | <b>Unit 4 Forces and energy</b> | 49 |
| 9 Excretion                        | 16 | Energy sources                  | 49 |
| 10 Communicable diseases           | 17 | 1 Using energy                  | 49 |
| 11 Deficiency diseases             | 19 | 2 Fossil fuels                  | 50 |
| 12 Lifestyle diseases              | 20 | 3 Global warming                | 51 |
| 13 Vaccination                     | 22 | 4 Alternative energy sources    | 52 |
| 14 Drugs                           | 23 | <b>Light</b>                    | 53 |
| <b>End-of-unit test 1</b>          | 24 | 5 Reflection                    | 53 |
| <b>Unit 2 Matter and materials</b> | 28 | 6 Curved mirrors                | 54 |
| Compounds and reactions            | 28 | 7 Refraction and dispersion     | 55 |
| 1 Atoms and molecules              | 28 | 8 Investigating lenses          | 56 |
| 2 Chemical reactions               | 30 | 9 Optical instruments           | 57 |
| 3 Acids, bases and salts           | 32 |                                 |    |
| 4 Metals and non-metals            | 34 |                                 |    |
| <b>End-of-unit test 2</b>          | 36 |                                 |    |

|                                    |    |
|------------------------------------|----|
| <b>Sound</b>                       | 59 |
| 10 Sound waves                     | 59 |
| 11 Musical instruments             | 61 |
| 12 Sound reflection and absorption | 63 |

|                                     |    |
|-------------------------------------|----|
| <b>Electricity and magnetism</b>    | 65 |
| 13 Series and parallel circuits     | 65 |
| 14 Electricity in the home          | 66 |
| 15 Paying for electricity           | 68 |
| 16 Using electricity safely         | 69 |
| 17 Investigating static electricity | 70 |
| 18 Lightning and other hazards      | 72 |
| 19 Magnets: poles and fields        | 74 |
| 20 Making magnets                   | 75 |
| 21 The Earth's magnetism            | 76 |

|                               |    |
|-------------------------------|----|
| <b>Communications</b>         | 77 |
| 22 Telecommunications         | 77 |
| 23 Computers and the Internet | 79 |

|                           |    |
|---------------------------|----|
| <b>End-of-unit test 4</b> | 81 |
|---------------------------|----|

|                            |    |
|----------------------------|----|
| <b>Unit 5 Astronomy</b>    | 87 |
| 1 How big are the planets? | 87 |
| 2 Stars and galaxies       | 88 |
| 3 Observing the Universe   | 89 |
| 4 Space travel             | 90 |

|                           |    |
|---------------------------|----|
| <b>End-of-unit test 5</b> | 92 |
|---------------------------|----|



Sample marketing text © Macmillan Publishers LTD

# Discovering cells

1. Match the definitions with the words in the box.

cell    microscopic    multi-cellular    unicellular

- a Something so small it can only be seen with the aid of a microscope. \_\_\_\_\_
- b The basic unit from which living things are built. \_\_\_\_\_
- c A living thing that consists of a single cell. \_\_\_\_\_
- d A living thing built from many cells. \_\_\_\_\_

2. These specimens are as seen through a microscope. Write the type of specimen under each picture. Use the words in the box.

human cheek cell    onion skin cells    micro-organism

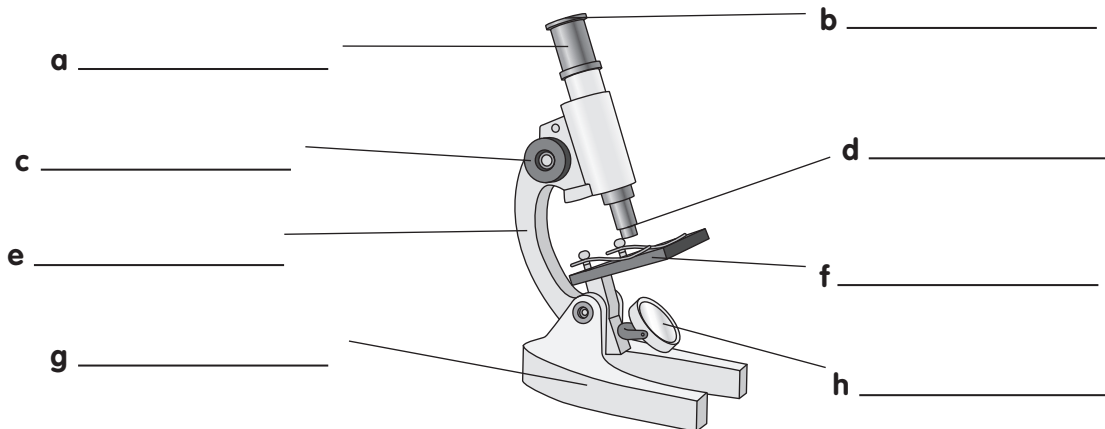


- a \_\_\_\_\_      b \_\_\_\_\_      c \_\_\_\_\_

Sample marketing text © Macmillan Publishers LTD

3. Label the parts of this microscope using the words in the box.

eyepiece    tube    focusing knob    limb  
objective lens    stage    mirror    base



**4. Explain briefly:**

a How you should carry a microscope.

---

b How and when you use the coarse and fine focusing knobs to focus on a specimen.

---

---

The Macmillan Education logo, featuring a stylized 'M' icon to the left of the text 'MACMILLAN EDUCATION'. The background is a red-to-orange gradient with wavy lines.

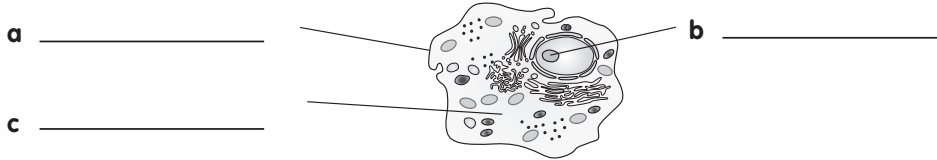
MACMILLAN  
EDUCATION

Sample marketing text © Macmillan Publishers LTD



# Comparing plant and animal cells

1. Is this cell from a plant or an animal? Ring the correct word.

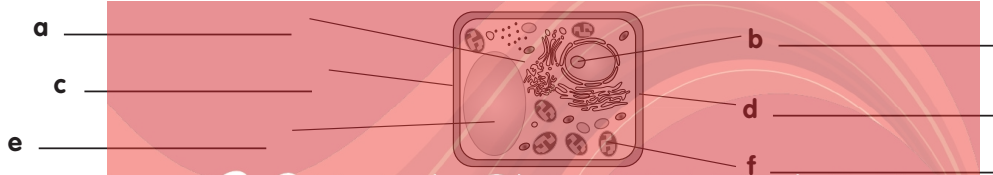


This is a PLANT / ANIMAL cell.

Label the parts of the cell using the words in the box.

nucleus cell membrane cytoplasm

2. Is this cell from a plant or an animal? Ring the correct word.



This is a PLANT / ANIMAL cell.

Label the parts of the cell using the words in the box.

cell membrane nucleus cytoplasm cell wall chloroplast cell vacuole

3. List *three* features of a plant cell that you would not see in an animal cell.

---



---



---

4. Match the definitions with the words in the box.

cell membrane nucleus chloroplast cytoplasm

a The liquid that fills most of a cell and in which chemical reactions take place.

\_\_\_\_\_

b The cell's control centre. \_\_\_\_\_


c One of the discs that enables a plant cell to trap the energy of sunlight.

\_\_\_\_\_

d The surface through which substances enter and leave the cell. \_\_\_\_\_

# Building tissues

1. This diagram shows how one cell divides to become two, and two cells divide to become four. Continue the diagram for three more generations and complete the table.



2. Mark each of these statements as true (✓) or false (✗).

- a Every cell in the body is the same.
- b There are ten million million cells in the human body.
- c It takes one thousand generations of cell division to produce one million cells.
- d A group of cells of the same kind working together form a tissue.

3. Match the definitions with the words in the box.

differentiate   divide   epithelial

- a The type of cells that line the inside surfaces of the body. \_\_\_\_\_
- b Describes how cells reproduce by splitting in two. \_\_\_\_\_
- c Describes the way in which cells become different to perform different tasks.  
\_\_\_\_\_



4. Write the names of the cells under each picture. Use the words in the box.


red blood cells    nerve cell    muscle cells    epithelial cells

a



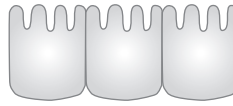
\_\_\_\_\_

b




\_\_\_\_\_

c



\_\_\_\_\_

d



\_\_\_\_\_

