

1 Listen and point. Sing *Let's go shopping!*

*Let's go shopping
And buy some food!*

Bread and meat.
Put them in the bag!

Yoghurt and peaches,
Bread and meat.
Put them in the bag!

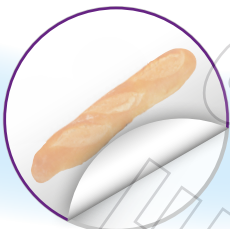
Green beans and carrots,
Yoghurt and peaches,
Bread and meat.
Put them in the bag!

Tomatoes and potatoes,
Green beans and carrots,
Yoghurt and peaches,
Bread and meat.
Put them in the bag!

Sweets and lemons,
Tomatoes and potatoes,
Green beans and carrots,
Yoghurt and peaches,
Bread and meat.
Put them in the bag!

*Let's go shopping
And buy some food!*


2 Read and stick the ten stickers. Listen and say the chant.




bread




pineapples



carrots



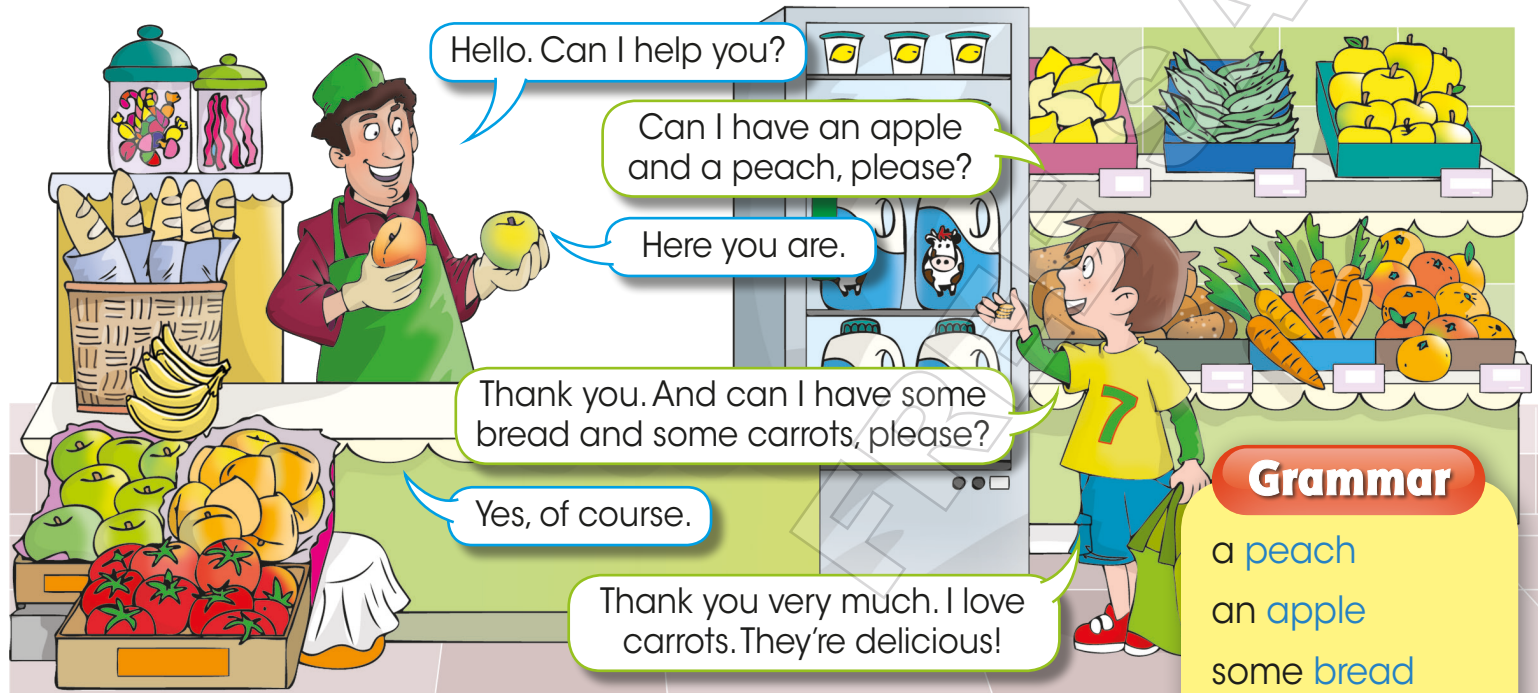
potatoes



green beans

Learning to learn → Spelling: go to page 25 in your Activity Book.

1 Listen and repeat. Act out.





Grammar

- a peach
- an apple
- some bread
- some carrots


2 Listen and circle.



1






2



3



4



tomatoes

yoghurt

sweets

peaches

lemons

Key learning outcomes: use indefinite articles: a / an / some
Grammar: Can I have (a tomato / an apple / some sweets), please?

Before you read

Look at the pictures. What do Jake and Molly buy?



1 Listen and read. Act out.



CD1 36

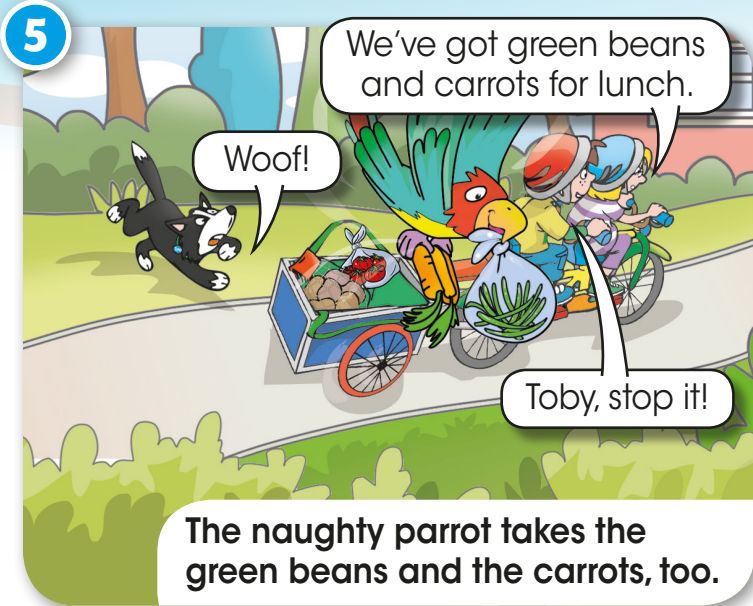
The naughty parrot

1 Mum wants Jake and Molly to go to the shop to buy some food for breakfast, lunch and dinner.

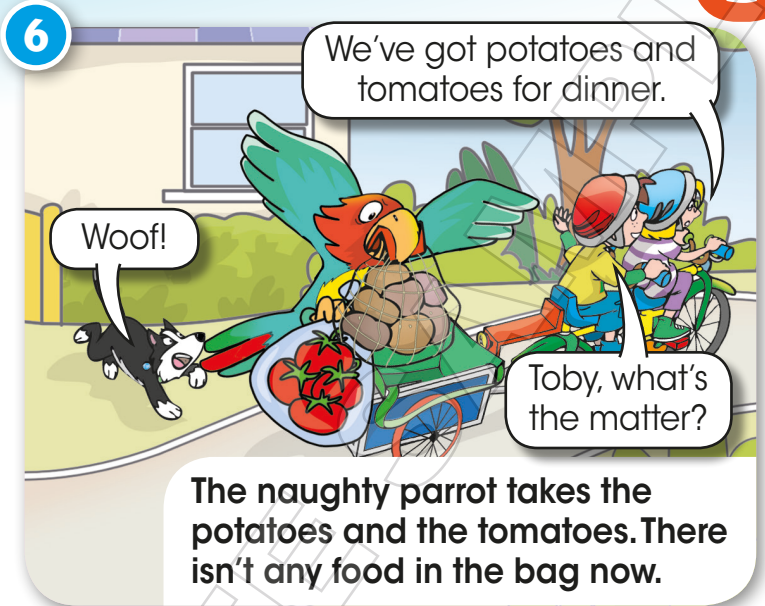


2 Jake and Molly go to the shop on their bike.





The naughty parrot takes the green beans and the carrots, too.



The naughty parrot takes the potatoes and the tomatoes. There isn't any food in the bag now.



Now watch the animated story!

After you read

2 Values Read and write.

thank you sorry please




It's important to say _____
when you ask for something.




Values: saying please

1 Listen, point and say.  CD1 37



ten 10



twenty 20



thirty 30



forty 40



fifty 50

2 Listen and point. Sing *How much is this?*  CD1 38



How much is this lemon?
Ten, twenty, thirty, forty, fifty cents.
It's ten cents.
Great! I'll take it.

How much is this bread?
Ten, twenty, thirty, forty, fifty cents.
It's twenty cents.
Great! I'll take it.

How much are these carrots?
Ten, twenty, thirty, forty, fifty cents.
They're thirty cents.
Great! I'll take them.

How much are these sweets?
Ten, twenty, thirty, forty, fifty cents.
They're forty cents.
Great! I'll take them.



3  **Talk Partners** Listen and repeat. Act out.  CD1 39



How much are these?

They're thirty-six cents.



1 Listen and say.  CD1 41

Toby's tongue twister

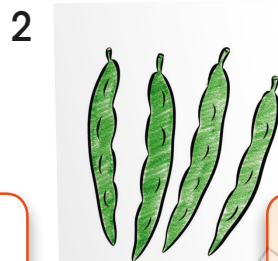


ee - ea - ee - ea. Queen Jean eats meat
and the green sheep eats cheese.


2 Listen and write.  CD1 42



20 c



_____ c



_____ c

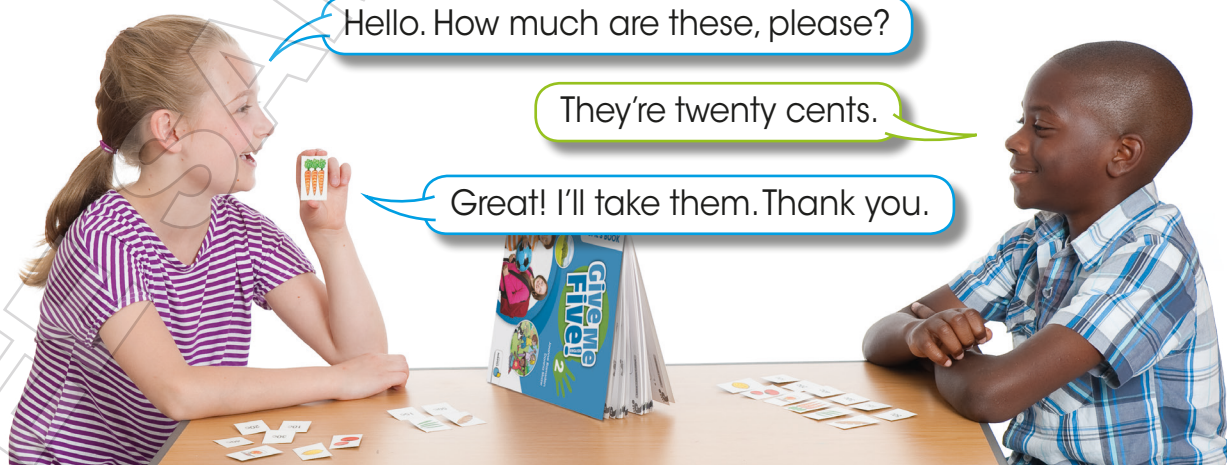


_____ c

3  **Cooperative learning** Sing *What do I need to do?*  CD1 43

4  **Talk Partners** Make and play the game.

Teacher's Resource
Bank: Unit 2



Key learning outcomes: play a communication game about shopping
Phonics: 'ee' and 'ea' spellings



1 Listen and read. Answer.

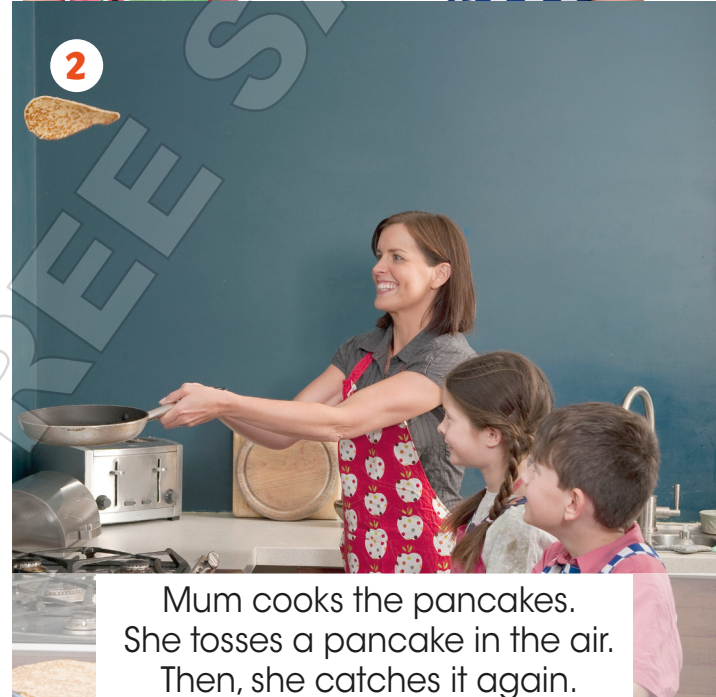


In Britain, there's a special day called Pancake Day. We make pancakes and we have races with them!



1

We help Mum make the pancakes. We put flour, milk and two eggs in a bowl. Then, we mix it.



2

Mum cooks the pancakes. She tosses a pancake in the air. Then, she catches it again.



3

We eat our pancakes. I put chocolate on my pancake. My sister puts sugar and lemon on hers.




4

At school, we have pancake races. We run and toss the pancake at the same time. It's good fun!

Think about your culture

Do you have a special food day in your country?

Text type: **A recipe****Before you read**

- 1 Look at the picture of the funny face sandwich. What do you think you need to make it?
- 2 Listen and read the recipe.  CDT 46

Funny face sandwich

This sandwich is easy and fun to make. It's delicious, too!



To make this sandwich you need:

- one slice of bread
- three slices of cheese
- two slices of egg
- three olives
- one piece of carrot
- some salad

 **Ask an adult to help you.**

Instructions:



First, put the slices of cheese on the slice of bread.



Then, add the eggs for eyes. Put an olive in the centre of each egg.



Now, add an olive for the nose and a piece of carrot for the mouth.







Finally, add the salad for the hair.

After you read

-  Go to page 22 in your Activity Book.





1 Listen and number. Write and say.



bread

2 Write the food in the correct column.



a	an	some
_____	egg	_____
_____	_____	_____

3 Cooperative learning Sing Well done!





Hello again. Today's programme is about pizza. What's your favourite pizza?

1 Watch the video. Tick (✓) or cross (X). Which toppings can you see?



2 Watch the video again. Read and circle.

1 First, you need flour and **milk** / water.

3 Now, add the **cheese** / **onion**.

2 Next, add the **tomatoes** / **peppers**.

4 Cook the pizza for **ten** / **twenty** minutes.

3 Read, think and colour the stars.


Finding information online




You can look for recipes online. Where do you look for information?



1 I look for information on my phone.



2 I look for information on my tablet.



3 I look for information on my computer.



4 I look for information in a book.