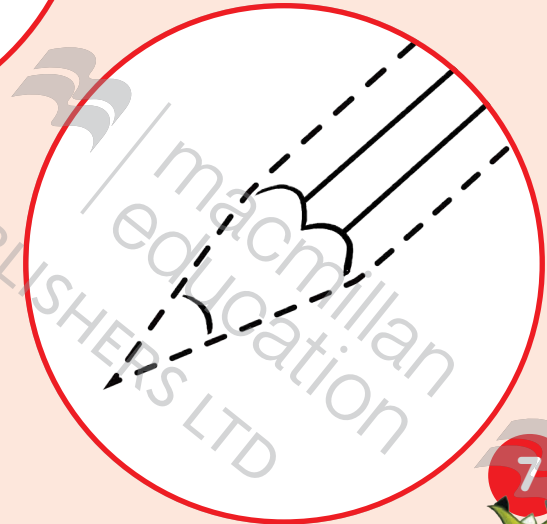
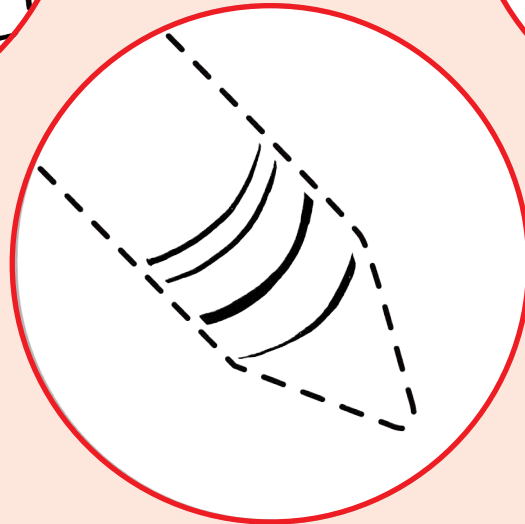
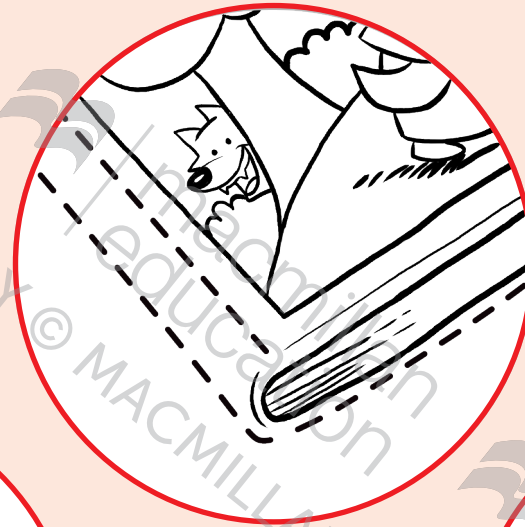

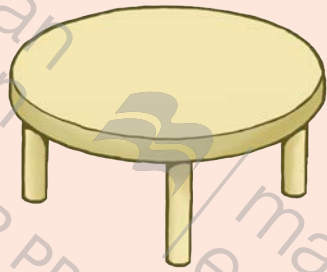




Discover my classroom

Vocabulary lesson





Discover my classroom

Name: _____

1: Vocabulary lesson

Pupil's Book worksheet page 7



My Classroom song

*Hello, hello, hello
Welcome to my classroom!
Hello, hello, hello
Welcome to my school!
(x2)*

*Can you see a table? Yes, I can!
Can you see a chair? Yes, I can!
Can you see a pencil? Yes, I can!*

Chorus

*Can you see a crayon? Yes, I can!
Can you see a book? Yes, I can!
Can you see a sticker? Yes, I can!*

Chorus


- Point to the classroom objects and say the words.
- Trace and colour the magnified pictures.
- Match the classroom objects to the magnified pictures.
- Colour the magnified pictures to match.
- Circle the classroom objects that have not been magnified.
- Sing *My Classroom* and point to the classroom objects.

Personalisation Discover for yourself

Extra activity Draw your classroom.



Story lesson





Discover my classroom

2: Story lesson

Pupil's Book worksheet page 9



Have You Got A Sticker? story

- Point to the classroom objects and say the words.
- Circle the objects you need to complete the picture.
- Trace and colour the tree and colour the picture.



Classroom behaviour

Name: _____

3: Concepts lesson

Photocopiable worksheet Teacher's Book page 174



How Are You Today? song

*Hello, how are you? (x2)
How are you today?*

*I'm sad! Boo hoo!
I'm sad today*

Chorus

*I'm happy! Ha ha ha ha ha! (x2)
I'm happy today!*

Chorus


*I'm surprised! Oh! (x2)
I'm surprised today!*

- Point to the characters and say their names.
- Point and say *happy, sad* or *surprised*.
- Circle the matching emotions in each row.
- Colour each emotion a different colour and say the colours and emotions.
- Sing *How Are You Today?* and point to the emotions.





Classroom behaviour





Discover my classroom

Name: _____

4: Buddy's sounds lesson

Photocopiable worksheet Teacher's Book page 175



Buddy's Beats rap /b/

1, 2, 3, say with me
/b/, /b/, /b/
/b/ Buddy!

1, 2, 3, say with me
/b/, /b/, /b/
/b/ brown!

1, 2, 3, say with me
/b/, /b/, /b/
/b/ blue!

1, 2, 3, say with me
/b/, /b/, /b/
/b/ book!

- Trace the letter /b/.
- Say the sound.
- Point to the pictures and say the words.
- Colour the words beginning with /b/.
- Say *Buddy's Beats* and point to the words beginning with /b/.

5: Dex's values lesson: Classroom behaviour

Pupil's Book worksheet page 11

- Point to the photos and say *listen carefully, hands up* or *tidy up*.
- Trace the tick for good behaviour and the cross for bad behaviour.
- Draw a happy face on the teacher if the photo shows good behaviour.
- Draw a sad face on the teacher if the photo shows bad behaviour.
- Point to the teacher and say *happy* or *sad*.



Kid's culture lesson





Discover my classroom

6: Kid's culture lesson

Pupil's Book worksheet page 13



If You're Happy, Happy, Happy nursery rhyme

If you're happy, happy, happy, clap your hands (x2)

If you're happy, happy, happy, clap your hands

If you're happy, happy, happy, wave your arms (x2)

If you're happy, happy, happy, wave your arms

If you're happy, happy, happy, turn around (x2)

If you're happy, happy, happy, turn around

If you're happy, happy, happy, say 'Hooray!' (x2)

If you're happy, happy, happy, say 'Hooray!'

- Point to the pictures and say *happy*.
- Trace the frames.
- Draw yourself feeling happy.
- Sing *If You're Happy, Happy, Happy* and point to the pictures.

Name: _____

7: Speaking and literacy lesson



Pupil's Book worksheet (storybook) pages 15–16

- Cut out and fold the pages to make the storybook.
- Listen to the story and follow the storybook with your finger.

8: Review lesson

Pupil's Book worksheet page 17

- Go to the sticker pages. Complete the picture with the unit stickers.
- Point to the classroom objects and say the words.
- Stick Dex's star in the correct place.

Pupil's Book worksheet page 18

- Point to the pictures and say the activities.
- Draw a happy/sad face if you can/can't do the activity.

9: PLUS vocabulary lesson / Extension

Photocopiable worksheet Teacher's Book page 176



My Classroom PLUS song

- Point to and say the classroom objects.
- Trace.
- Match the classroom objects.
- Colour each object a different colour and say the colours.
- Sing *My Classroom PLUS* and point to the classroom objects.



MY STORYBOOK

Name: _____



1 Have You Got a Sticker?



5



2








Unit 1 review lesson

My learning review






My progress review

Name: _____

I can ...



Teacher: _____

Comments: _____